

BRANDING TOOLKIT QUICK REFERENCE GUIDE

Please print or save this quick reference guide to start downloading and customizing the SVS branding tools today.

TO DOWNLOAD BRANDING TOOLS

- Start by clicking the item you want to download, for example:
 - SVS Member Logo
 - SVS Brand Video
 - Video Snippets
 - Email Templates
 - “How-To” Guides
- Once open, click the red link under Product Asset (i.e. Download the SVS Brand Video) on the right side of the webpage
 - Do not click “Add to Cart,” this downloadable branding tool is free
- The asset will immediately download onto your computer

Select Quantity

1

Download

No Purchase Necessary

Price **\$0.00**

Product Asset

[Download the SVS Brand Video](#)

Additional Instructions

~~ADD TO CART~~

TO CUSTOMIZE BRANDING TOOLS

PRACTICE LOGO
Choose your logo image file.

Logo

Select

Practice Name

Phone

Address

City

Zip

Website

IMAGES
Use these controls if you would like to replace the default images

Left Image

Middle Image

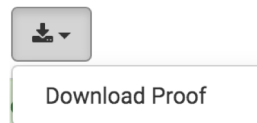
Right Image

- Click on the item you want to customize
- Ignore the print quantity and price information, and click **CUSTOMIZE**
- Upload your practice logo by clicking “Select”
 - Horizontal logos are preferred
 - Preferred logo file types include JPG, PNG, EPS
- Add your practice name, phone, address and website
- Upload your own practice images by clicking on “Add Image” and selecting the photo you want to use
 - Vertical photos are preferred
 - Adjust the photo by highlighting the space you want to insert and click “Finish Cropping”
- If the item you are customizing has multiple pages, click the Page dropdown in the top left corner to preview a specific page

Page
- Preview the updated version by clicking [Update Preview](#)

To Download and Save Materials

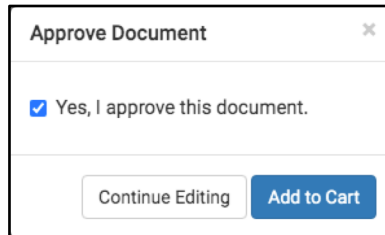
- Click the down arrow in the top left corner of the webpage and click “Download Proof”



- Click the “Save for Later” button to save your customized branding tools for later use
- Save the PDF on your computer for local printing or email communications to referral sources

TO ORDER PRINTS

- Click “Finish Editing” in the top right corner of the webpage, check “Yes, I approve this document” and “Add to Cart”

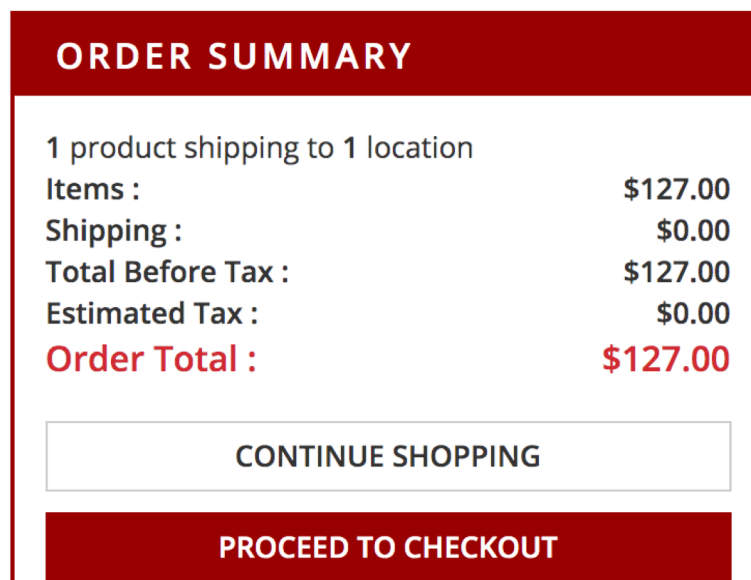


Approve Document

Yes, I approve this document.

Continue Editing Add to Cart

- Edit the quantity of prints
- Review your order summary and click “Proceed to Checkout”



ORDER SUMMARY

1 product shipping to 1 location

Items :	\$127.00
Shipping :	\$0.00
Total Before Tax :	\$127.00
Estimated Tax :	\$0.00
Order Total :	\$127.00

CONTINUE SHOPPING

PROCEED TO CHECKOUT

- SVS Members are responsible for printing costs